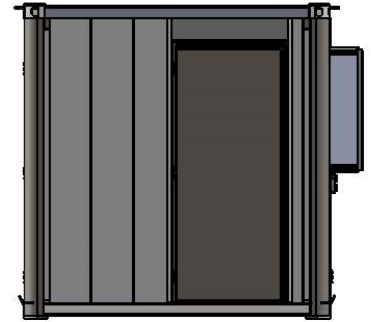
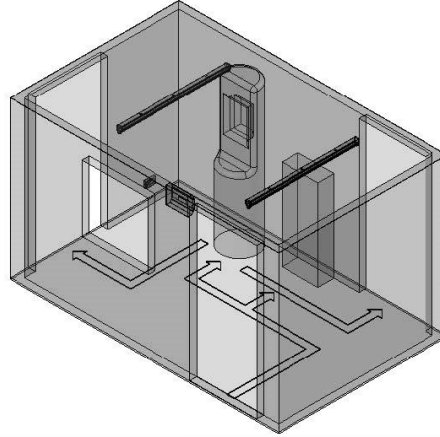
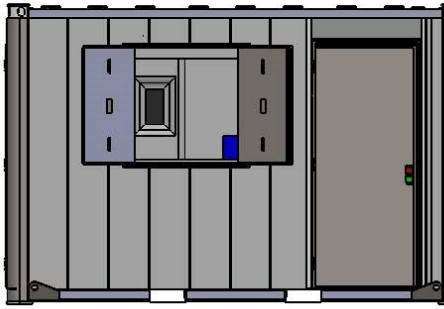


NewSpace
CREATING ACCOMMODATION

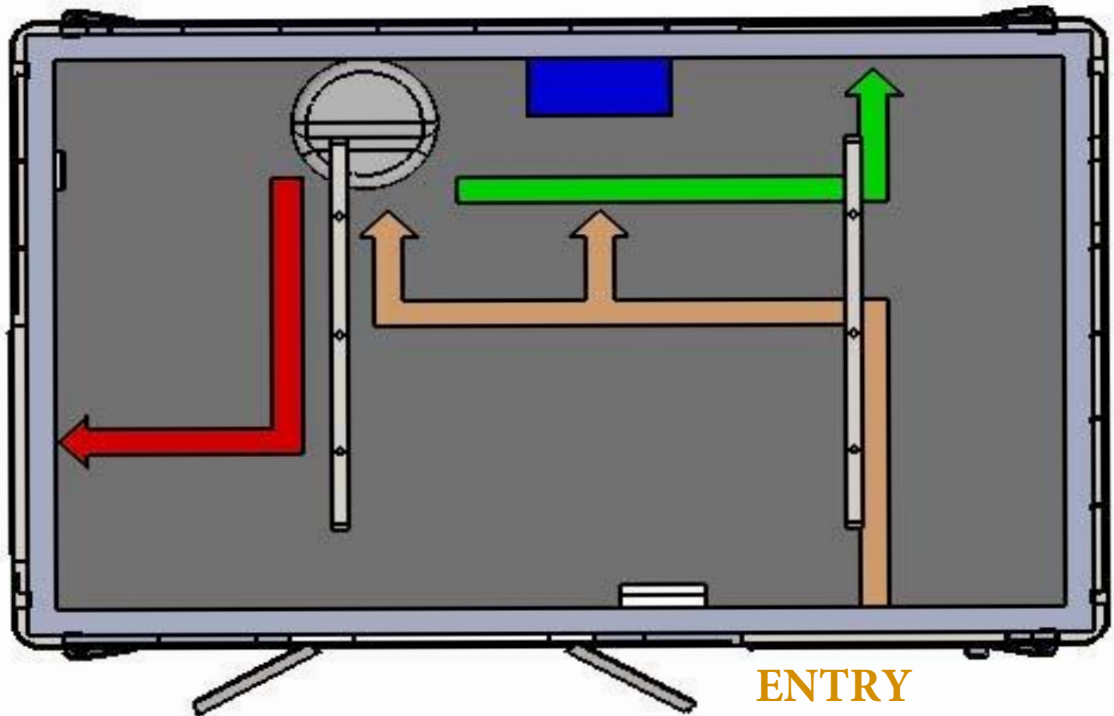


12 X 8 FT COVID TESTING UNIT



EXIT IF PASSED

**EXIT IF
FAILED**



- SEQUENCE FOR USING COVID TEST UNIT - ALL SECURITY DOORS ARE AUTOMATICALLY CONTROLLED
- **ENTRY** - DOOR CONTROL PAD WILL SHOW **GREEN** IF NOT IN USE & **RED** IF IN USE.
- ONCE GREEN ON APPROACH THE DOOR WILL OPEN INWARDS.
- ONCE INSIDE ENTRY DOOR WILL CLOSE AND LOCK USER SHOULD THEN USE THE PERSONAL HYGIENE STATION.
- ONCE USER HAS USED THE TEST STATION THE TEMPERATURE WILL BE ANALYSED:-
- IF TEMPERATURE IS IN THE ACCEPTED RANGE THEN THE **EXIT PASS DOOR** WILL OPEN OUTWARD.
- IF TEMPERATURE IS NOT IN THE ACCEPTED RANGE THEN THE **EXIT IF FAILED DOOR** WILL OPEN OUTWARD.
- ONCE THE USER HAS EXITED THE RELEVANT DOOR IT WILL CLOSE AND LOCK. THE ENTRY DOOR WILL THEN SHOW **GREEN** READY FOR USE.

CONTACT OUR SALES TEAM - 01594 843939